

Managing a Community Garden



Blackpool Coastal
Housing

*Making a positive contribution to
your neighbourhood*



**This booklet has been designed to
provide information on managing a
Community Garden project.**

What is a Community Garden?

A community garden is formed when residents take on the responsibility for maintaining sections of land managed by Blackpool Coastal Housing (BCH). A community garden is run by residents, for the benefit of the whole community.

They are more than just gardening groups, they help communities grow and succeed, both socially and environmentally.

Community gardens generate a safe shared space for residents to enjoy, whether or not they take part in maintaining it.

To establish a community garden, you first need permission from BCH. Ideally, this space should be linked to a Community Centre. Once you have gathered a group of volunteers, please contact us to request an application form.

The Neighbourhoods Team can support you through the process; contact details can be found on the back page of this booklet.



Shared spaces

The following provides an overview of the guidelines you will find in the Community Garden Agreement, which you'll be issued with following successful application:

- ✓ The area should be inclusive, accessible and enjoyable for all residents
- ✓ Volunteers working within the community garden should not cause noise nuisance
- ✓ Volunteers should ensure the community garden is kept tidy and clear of litter, obstacles and fire hazards
- ✓ Children are to be supervised at all times
- ✓ Dogs should be kept on a lead at all times and owners are responsible for cleaning up after them
- ✓ Permission is required before making any changes to the community garden
- ✓ No smoking within shared spaces
- ✓ Laundry is not to be dried in the community garden; please use designated drying areas only



*Please help us to protect
the ecosystem by not
using pesticides*

Key Outcomes

To ensure a successful community garden, you should be able to evidence positive changes within the community.

This will be discussed as part of your application and provided within your agreement. Some examples are:

- ▶ Improving the environment
- ▶ Increasing skills and knowledge
- ▶ Sharing produce grown with the local community
- ▶ Reducing social isolation
- ▶ Increasing a sense of pride in the community

C  MMUNITY

Key Responsibilities

The following are examples of key responsibilities:

- Use the land only for reasons agreed with BCH
- Keep the land tidy and clear of rubbish
- Do not use pesticides
- Ensure manufacturer instructions are followed when using equipment, fertilisers and plant feed
- Comply with health and safety regulations
- Obtain third party liability insurance
- Find ways to fund the project

Finding ways to cover costs ensures the garden becomes part of your long-term plans





BCH may be able to provide support with initial set up costs



BCH Responsibilities

Once an application has been received BCH will conduct a consultation exercise to seek the communities views on the proposed project and invite others to join

BCH wants our residents to feel safe in their homes and neighbourhoods. By providing the opportunity to develop a community garden, we are:

-  Listening to your views and acting on them
-  Treating you fairly and with respect
-  Keeping our communal areas clean and well maintained
-  Making a positive contribution to your neighbourhood

BCH reserves the right to terminate an agreement and return the plot back to its former state if the agreement is not adhered to. BCH will conduct inspections to ensure the conditions of the Community Garden Agreement are being followed

Your project can help the local community!

Community gardens provide many benefits to local residents:

Increase community spirit and engagement

Reduce social isolation

Create a sense of pride in the community

Increase health and wellbeing

Learn new skills and increase knowledge



Are you ready to help your local community?

You can request an application form by contacting the Neighbourhoods Team!

For more information or to request an application form, contact BCH Neighbourhoods Team:



01253 477900 (OPTION 3)



ASB@BCH.CO.UK



www.my.bch.co.uk



SCAN HERE

Useful Contacts

To report fly tipping or graffiti in communal areas, please contact BCH's Neighbourhoods Team.

To report repairs within communal spaces please contact BCH's Repairs Team:



01253 477900 (OPTION 2)



REPAIRS@BCH.CO.UK