



BLACKPOOL COASTAL HOUSING

EQUALITY & DIVERSITY MONITORING 2011/12

Document Information

Issue Date	December 2011	
Version/Issue Number	V.1	
Effective From Date	December 2011	
Document Status (Draft or Final)	Final	
Circulation Level	Chief Executive, HR, BCH Website	
Scope of Document	To research the ethnic and diverse background of employees within Blackpool Coastal Housing	
Objective	Monitoring of ethnic and diverse background of employees.	
Document Sponsor	Name	Claire Smith
	Job Title	HR Manager
	Division	BCH HR
Approved by/ Unapproved and Date		
Author	Name	Debbie Miles
	Job Title	HR Officer
	Team	Human Resources
	Contact Tel:	01253 477690

Contents

Introduction.....	4
Summary of Ethnicity.....	5
Summary of Age Range.....	6
Summary of Gender.....	7
Employees with Disability.....	8
Summary of Religion and Faith.....	10
Summary of Sexual Orientation.....	11

Introduction

This report provides an equality profile of Blackpool Coastal Housing's workforce.

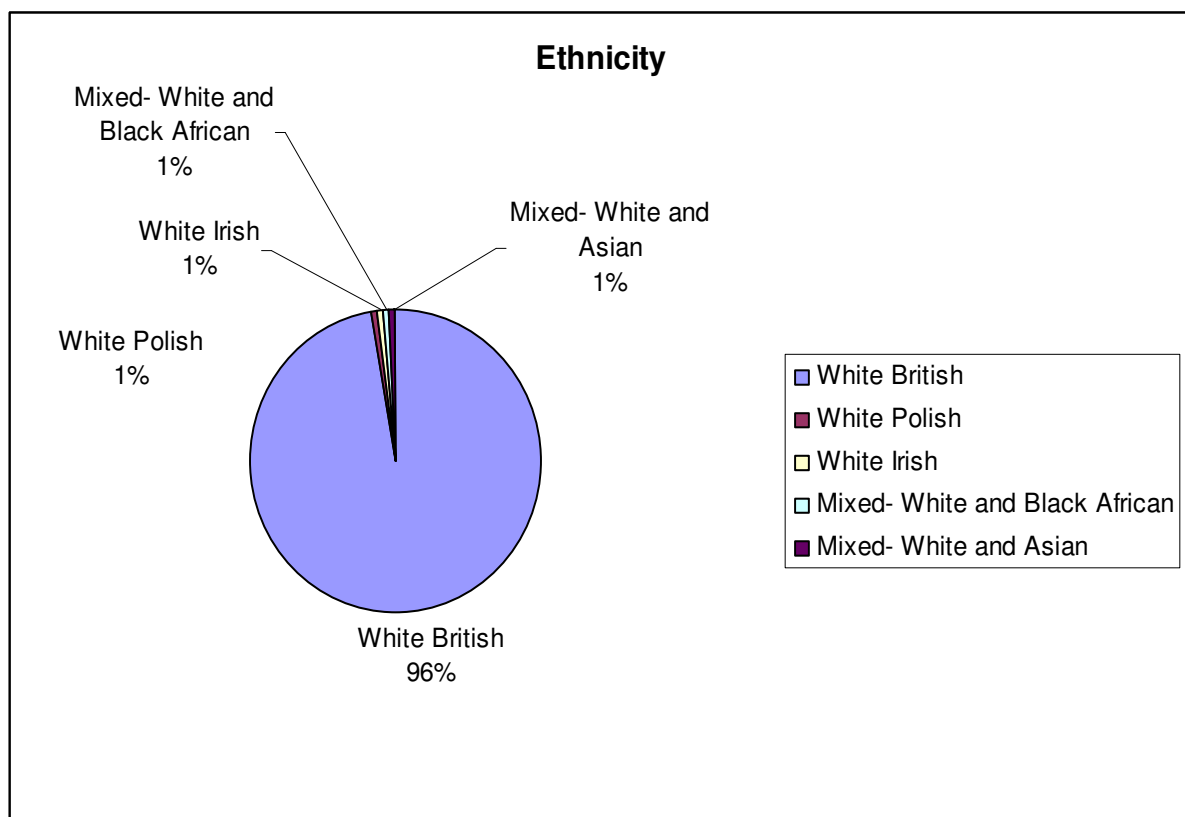
The information within this report will be used to ensure that people from all backgrounds are represented and their views and needs are taken into account. The data will ensure that we act fairly and all our employees have equal opportunities. The confidential information provided by the employees is protected by data protection legislation.

This represents 100% of Blackpool Coastal Housing's workforce population as of 7 December 2011.

Summary of Ethnicity

The ethnic background of BCH employees is as follows:

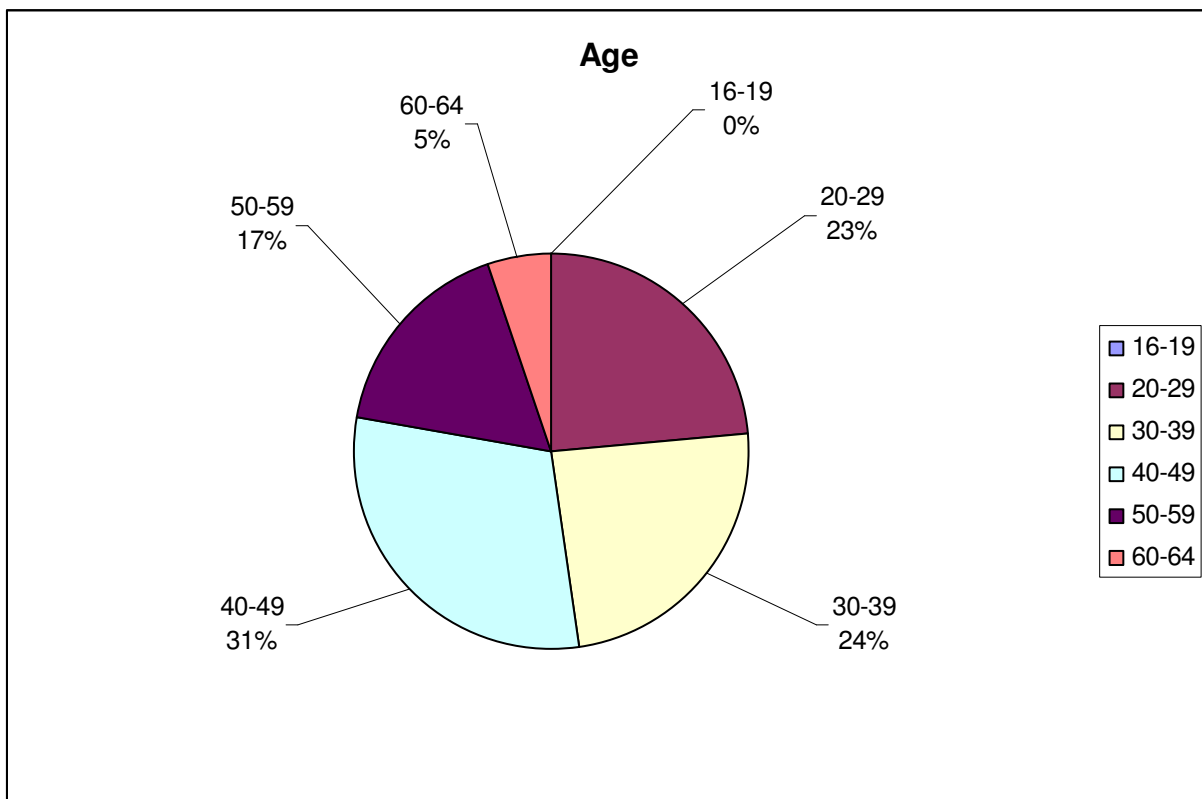
Ethnic Group	Quantity
White British	145
White Polish	1
White Irish	1
Mixed- White and Black African	1
Mixed- White and Asian	1
Total	149



Summary of Age Range

The following data demonstrates the age range of BCH employees;

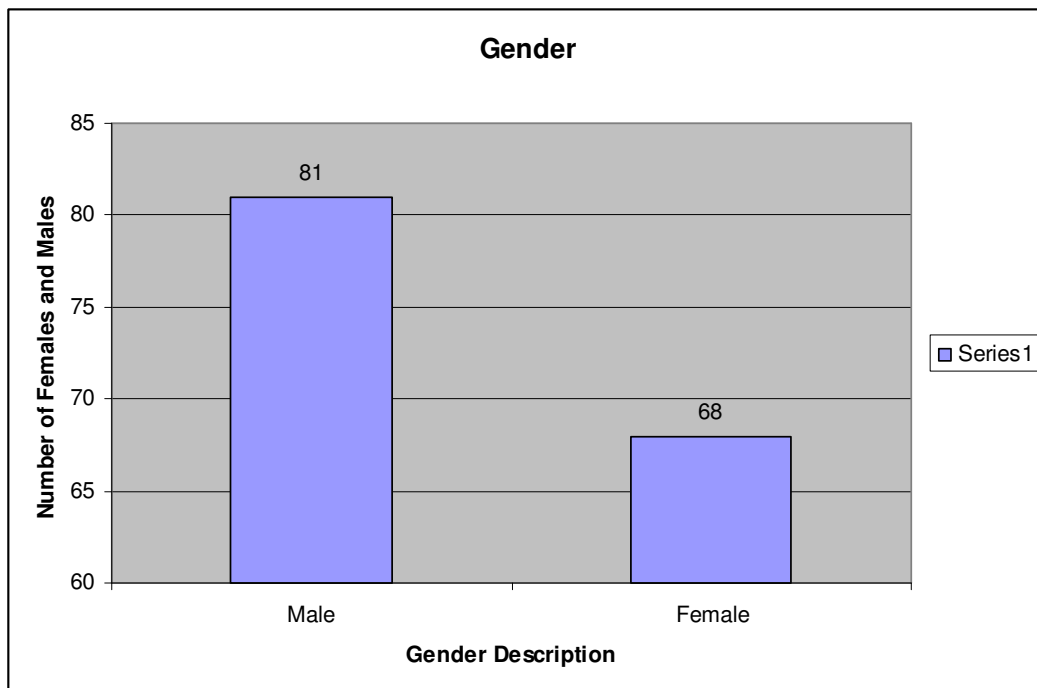
Age	Quantity
16-19	0
20-29	35
30-39	36
40-49	45
50-59	25
60-64	8
Total	149



Summary of Gender

The gender of BCH employees is currently;

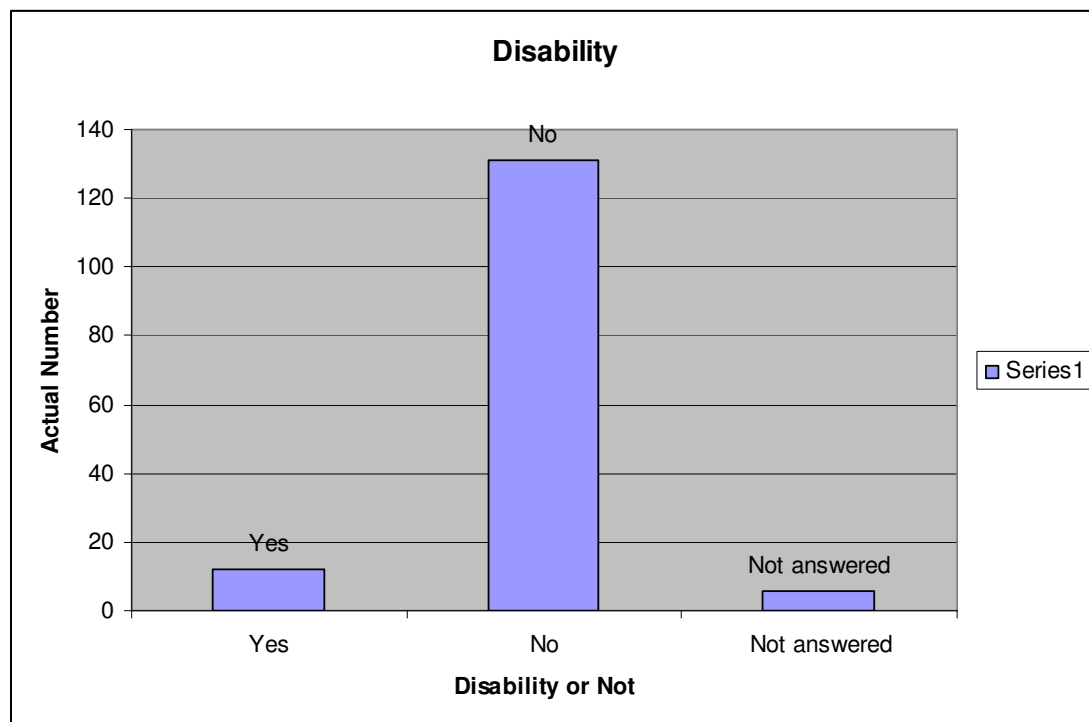
Gender	Quantity
Male	81
Female	68
Total	149



Employees with a long term illness or Disability

The following data represents the number of BCH employees who consider themselves to have a disability;

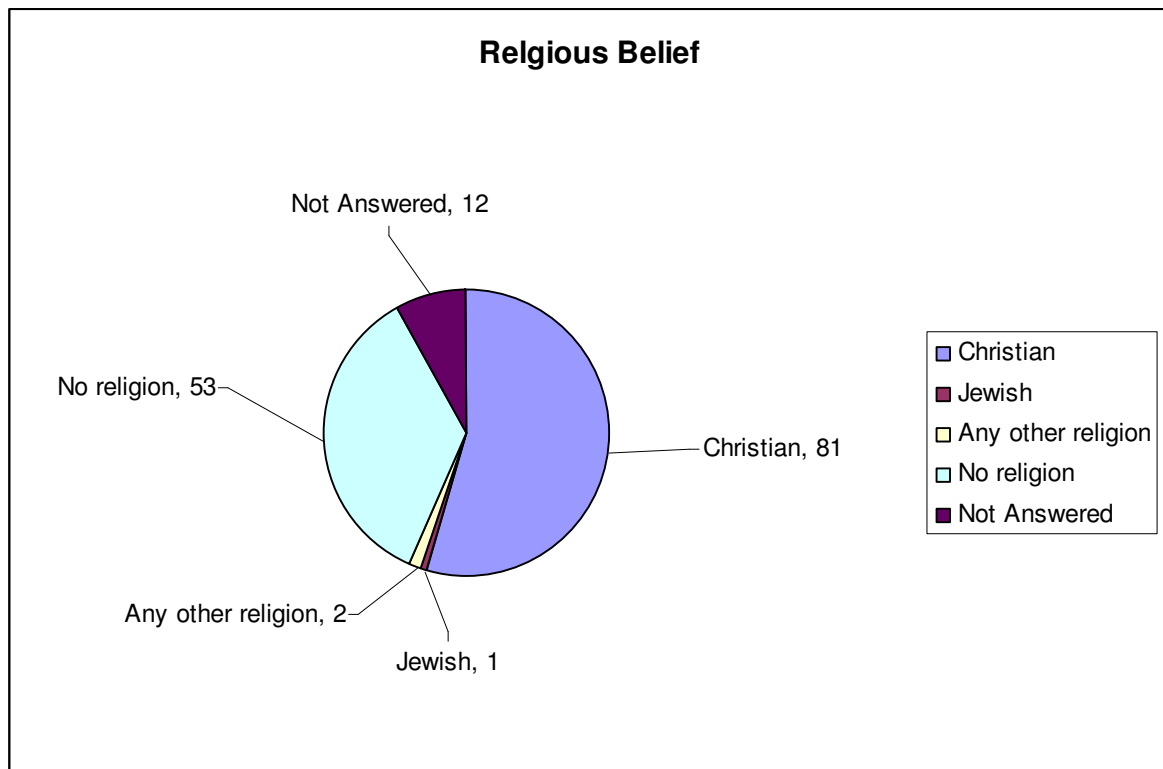
Disability	Quantity
Yes	12
No	131
Not Answered	6
Total	149



Summary of Religion and Faith

BCH employees currently represent the following faith groups;

Religious Belief	Quantity
Christian	81
Jewish	1
No Religion	53
Not Answered	12
Any Other Religion	2
Total	149



Summary of Sexual Orientation

BCH employees were asked to indicate their sexual orientation;

Sexual Orientation	Quantity
Hetrosexual	133
Bisexual	3
Gay	2
Lesbian	1
Not Answered	10
Total	149

